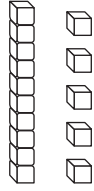


Name _____

1. Look at the model of 15.



Write how many tens and ones are in the model.

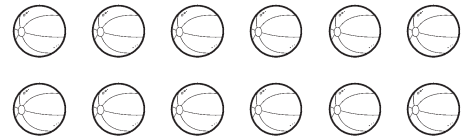
_____ ten _____ ones

2. Write how many tens and ones are in 12.

_____ ten _____ ones


3. Draw tens and ones to show 13.

4. Circle a group of ten to show 1 ten and some ones.



5. Write how many tens are the same as 10 ones.

6. Compare using $<$, $>$, or $=$.



10 ones = _____ ten

12 ○ 15



Name _____

7. Subtract.

$$15 - 8 = \underline{\quad}$$

8. Add.

$$8 + 2 + 6 = \underline{\quad}$$

9. Subtract.

$$18 - 9 = \underline{\quad}$$

10. Add.

$$6 + 4 + 7 = \underline{\quad}$$

11. If $5 + 6 = 11$, then

$$11 - \underline{\quad} = 6.$$

12. If $17 - 9 = 8$, then

$$\underline{\quad} + 9 = 17.$$

A black arrow pointing to the right with the words "GO ON" written in white capital letters inside it.

Name _____

13.

$$8 + 7 = \underline{\quad}$$

is the same as

$$7 + \underline{\quad} + 1 = \underline{\quad}$$

14.

$$3 + 4 = \underline{\quad}$$

is the same as

$$3 + \underline{\quad} + 1 = \underline{\quad}$$

15. Add.

$$9 + 1 + 7 = \underline{\quad}$$

16. $12 - 4 = \blacksquare$

is the same as

$$12 - \underline{\quad} - 2 = \blacksquare$$

So, $12 - 4 = \underline{\quad}$.

17. Subtract.

$$60 - 50 = \underline{\quad}$$

18. If $3 + 4 + 6 = 13$, then

$$3 + \underline{\quad} = 13.$$

GO ON 

Name _____

19. Add.

$$\begin{array}{r} 66 \\ + 9 \\ \hline \square \end{array}$$

20. Add.

$$68 + 20 = \underline{\hspace{2cm}}$$

21. Write the time.



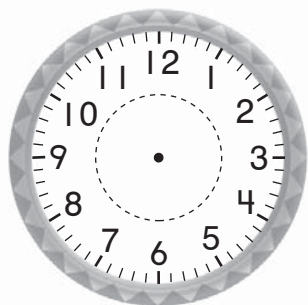
_____ : _____

22. Write the time.




_____ : _____

23. Draw hands to show 3:30 on the clock.



24. Use the bar graph.




How many children chose dogs?

_____ children

GO ON

Name _____

Use the picture graph for questions 25–26.




Each  stands for 1 child.

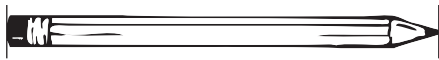
25. How many children are in the class?

_____ children

26. How many fewer girls are there than boys?

_____ fewer girls

27. Use . About how long is the pencil?



about _____  long

28. Use . Draw a line that is about 3  long.

29. Draw three lines in order from **longest** to **shortest**.

longest	
shortest	





Name _____

30. A pencil is longer than a marker.
The marker is longer than a crayon.



Write **shorter** or **longer** to finish the sentence.

The pencil is _____ than the crayon.

31. Combine  and .
Circle the new shape you can make.



32. Use pattern blocks.
Draw to show the blocks.

How many  make a
 ?

_____  make a  .

33. Write the number of
equal shares.



_____ equal shares

